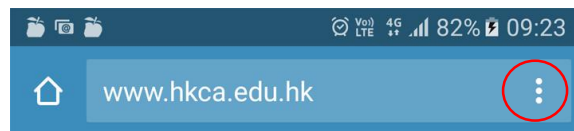


How to add shortcut into home screen in your mobile?

Android Device

You can add shortcut in your android device using chrome, firefox or etc. For example, using chrome.

1. First navigate to our website: <http://www.hkca.edu.hk/hkcalog/hkca.htm> and tap the menu button at the top right corner.

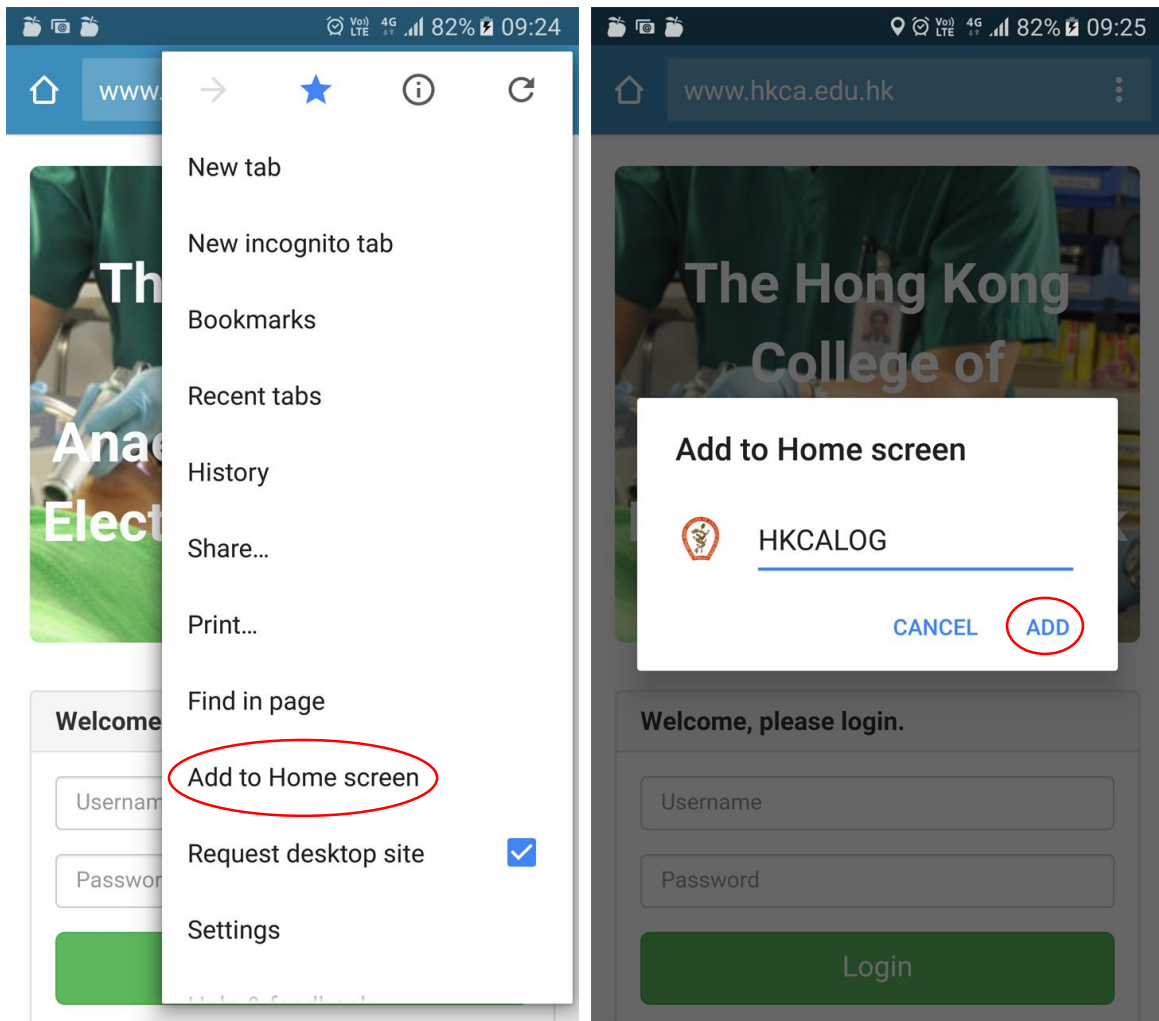


Welcome, please login.

Username

Password

2. Tap “Add to Home screen” and then click “ADD”



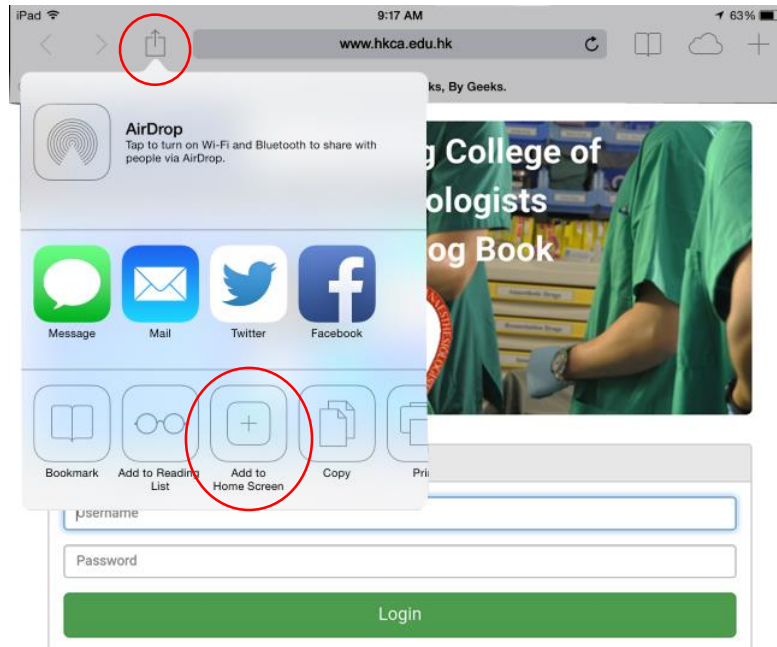
3. Icon is added to the home screen



iOS Device

You can add shortcut in your device using Safari.

1. First navigate to our website: <http://www.hkca.edu.hk/hkcalog/hkca.htm>. Tap the Share button on the browser's toolbar – that's the rectangle with an arrow pointing upward. It's on the bar at the top of the screen on an iPad, and on the bar at the bottom of the screen on an iPhone or iPod Touch. Tap the Add to Home Screen icon in the Share menu.



2. Then tap the Add button to add icon in the home screen

